

# DORO LUNA<sup>®</sup> Retractor System

Compendium



DORO  
LUNA<sup>®</sup>

# Configuration charts

There are two configurations of the DORO LUNA® Retractor System available.



DORO LUNA® Retractor System – Standard System Item no. 1203.100	
System includes	Item no.
DORO COBRA® Flexible Rotary Arm 280mm (2 pcs)	1201.006
DORO® Retractor Sterilization Tray	1201.091
DORO LUNA® Quick-Clamp for Quick-Rail® (2 pcs)	1203.001
DORO LUNA® Coupling (4 pcs)	1203.002
DORO LUNA® Rod (2 pcs)	1203.003
DORO LUNA® Curve (2 pcs)	1203.004
DORO LUNA® Sterilization Tray	1203.091
DORO® Blade Set (2 sets)	3116-101



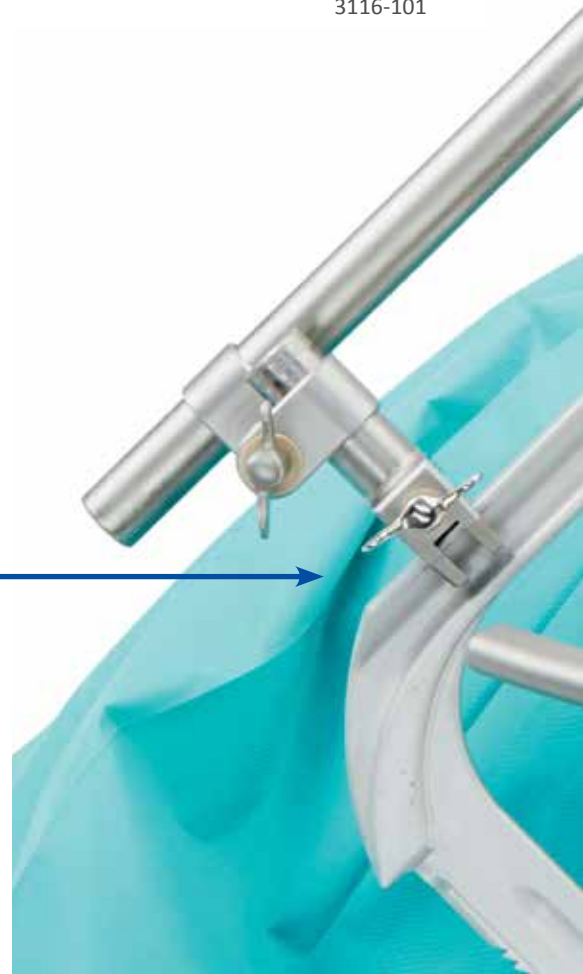
DORO LUNA® Retractor System – Compact System Item no. 1203.200	
System includes	Item no.
DORO COBRA® Flexible Rotary Arm 280mm (2 pcs)	1201.006
DORO® Retractor Sterilization Tray	1201.091
DORO LUNA® Quick-Clamp for Quick-Rail®	1203.001
DORO LUNA® Coupling (2 pcs)	1203.002
DORO LUNA® Rod	1203.003
DORO LUNA® Curve	1203.004
DORO LUNA® Sterilization Tray	1203.091
DORO® Blade Set (2 sets)	3116-101

## The perfect combination

DORO LUNA® / DORO® QR3 bundles.

DORO LUNA® Standard Retractor System & DORO® QR3 Skull Clamp (item no. 1203.110) or DORO® QR3 Headrest System (item no. 1203.120).

DORO LUNA® Compact Retractor System & DORO® QR3 Skull Clamp (item no. 1203.210) or DORO® QR3 Headrest System (item no. 1203.220).

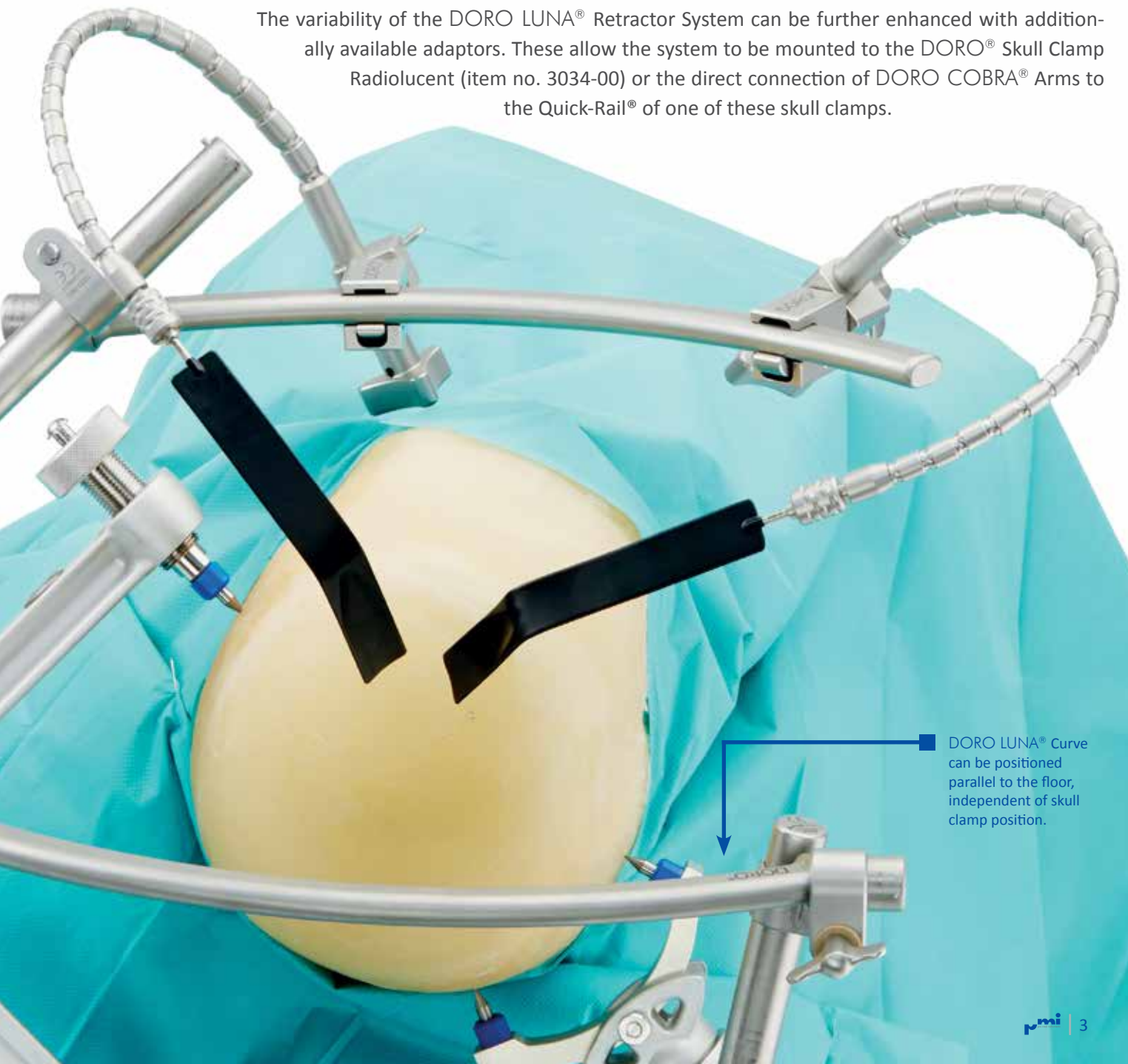


## Description

The DORO LUNA® Retractor System is our top-of-the-line retractor system used in neurosurgical applications as a brain tissue retractor and hand support. It is set up in the sterile field over sterile drapes and can easily and safely be adjusted for optimum skull access. It offers unparalleled flexibility. 6 degrees of freedom in shifting and tilting parts or even the whole system guarantee an unobstructed access to the surgical field at any time of the procedure. It is our most flexible and adaptable retractor system in the market. For retraction purposes, DORO COBRA® Flexible Rotary Arms can be mounted directly to any desired position on the DORO LUNA® Curves. These arms, in turn, are adaptable with macro- and micro blades of various styles.


The DORO LUNA® Retractor System is designed to be mounted to a 3<sup>rd</sup> Generation Quick-Rail®, which is featured at the DORO® QR3 Skull Clamp (item no. 1001.001), at the DORO® Multi-Purpose Skull Clamp (item no. 3020-50) and at the DORO® Skull Clamp Teflon® (item no. 3003-009).

The variability of the DORO LUNA® Retractor System can be further enhanced with additionally available adaptors. These allow the system to be mounted to the DORO® Skull Clamp Radiolucent (item no. 3034-00) or the direct connection of DORO COBRA® Arms to the Quick-Rail® of one of these skull clamps.



DORO LUNA® Curve can be positioned parallel to the floor, independent of skull clamp position.

# Key features of the DORO LUNA® Retractor System



■ Snap-on attachment of DORO COBRA® Flexible Rotary Arms provides easy mounting on any desired position on the curve.

■ Lightweight due to hollow rods and curves.

■ No tool/key needed to adjust clamping mechanisms.

■ Oval profile of the curve makes a comfortable hand support and ensures a stable hold of attached DORO COBRA® Flexible Rotary Arms by its formfitting design.

■ System attaches to Quick-Rail® of the QR3 Aluminum and Radiolucent Skull Clamp (Adaptor #1203.009 required for RDL Skull Clamp).

DORO LUNA® Retractor System shown mounted to a DORO® QR3 Skull Clamp (item no 1001.001).



## Detailed features & benefits

Features	Benefits
The DORO LUNA® Retractor System attaches directly to the Quick-Rail® of DORO® Skull Clamps.	Easy and fast to set up and use.
DORO LUNA® Quick-Clamp for Quick-Rail®. Form-fitting clamp design.	Grants a secure, strong and stable connection. Can be securely mounted over several layers of drape. Eliminates the need of bulky C-Clamps.
DORO LUNA® Curve – an open, user friendly design.	The large and wide open curve provides a continuous and seamless interface access for attaching accessories, such as DORO COBRA® Flexible Rotary Arms or skin hooks. Provides unobstructed access to the surgical field. One can be used as a comfortable hand rest, the other for accessories.
DORO LUNA® Curve – long, over 300mm.	Provides full reach across the patient’s head.
DORO LUNA® Coupling – double joint design.	Provides remarkable flexibility. DORO LUNA® Curve and/or Rods can be positioned in any desired direction. Allows the DORO LUNA® Curve to be positioned parallel to the floor, independent of the skull clamp position.
DORO LUNA® Rod with Quick-Clamp/Coupling.	Behaves as a free-moving pivot for incredible flexibility for height and angle adjustments.
Designed of 100% stainless steel.	Premium material selection for multiple sterilization cycles. Innovative design results in a light weight.
Sterilization Tray.	Provides space for the safe storage and sterilization of the instruments.
Available in two configurations.	Standard and Compact. For a complete listing of the different configurations please see the configuration charts at page 2.
Unique Product.	No competition. An excellent alternative to Leyla, Greenberg or any other open surgical brain retractor system.
Compatible with DORO® Easy-Connect Navigation Adaptors.	No loss of functionality.
Mix & Match: The DORO LUNA® Retractor System can alternatively be attached to a DORO® Radiolucent Skull Clamp by means of Adaptor #1203.009.	This enhances the variability of the DORO LUNA® considerably. All the beneficial features of the retractor system are now available within imaging supported procedures. Furthermore, the adaptor allows the surgeon to work with only one retractor system, maintaining his routine and workflow from non-imaging procedures.
Mix & Match: Combinable with the DORO COBRA® Quick-Clamp for Aluminum or Radiolucent Quick-Rail®. Adaptors #1201.021 (Alu) or #1201.022 (RDL) required.	These adaptors allow the direct attachment of DORO COBRA® Flexible Rotary Arms to the Quick-Rail® of a DORO® QR3 Aluminum or Radiolucent Skull Clamp, minimizing the obstruction of the surgical field.



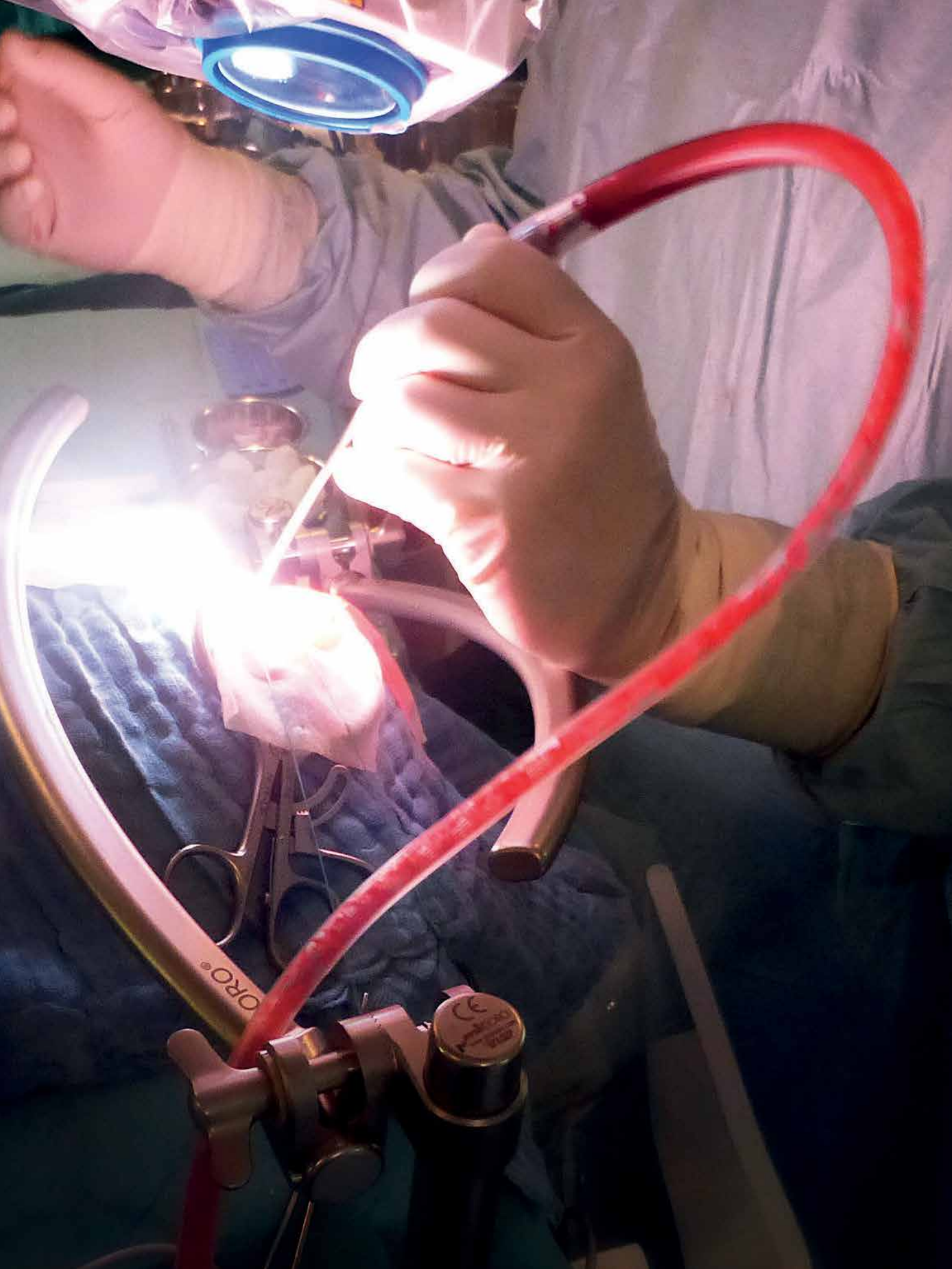
### ■ Enhance the DORO LUNA® Retractor System

with DORO COBRA® and DORO LUNA® Quick-Rail® Adaptors.


Get all the details on pages 10 & 11.



DORO  
LUNA®



# Key features of the DORO COBRA® Flexible Rotary Arms



Repositioning under tension is possible without losing the tension. No need to open and close the thumb screw again.

Click-on attachment of retractor arms on any desired position on the DORO LUNA® Curve or other corresponding interface.


Rotary body offering full 360 degree rotation of the retractor arm housing relative to DORO LUNA® curve attachment. Available in four length.

DORO COBRA® Flexible Rotary Arms	
Description	Item no.
DORO COBRA® Flexible Rotary Arm 200 mm	1201.005
DORO COBRA® Flexible Rotary Arm 280 mm	1201.006
DORO COBRA® Flexible Rotary Arm 350 mm	1201.007
DORO COBRA® Flexible Rotary Arm 420 mm	1201.008



# Detailed features & benefits

Features	Benefits
Cleverly devised mechanics.	Allows precise and fine repositioning of the arm under tension, even after multiple repositionings.
Click-mount on DORO LUNA® Curve.	Arm stays at DORO LUNA® Curve while adjusting rotation of arm.
Overall dimensions of the spatula adaptor minimized.	Minimized obstruction in the surgical field.
Thumb screw lock.	No tools required for attachment and rotation of arm. Easier and faster to use.
Rotary body.	Provides 360 degree rotation while mounted for precise and optimum positioning.
Sterilization Tray.	Provides space for safe storage and sterilization of the instruments.
Designed of 100% stainless steel.	Premium material selection for multiple sterilization cycles.
Quick Connector holds third party blades (DORO® Adaptor for flat brain spatulas #1201.046 required).	Third party blades can be used in combination with DORO COBRA® Flexible Rotary Arms.
Broad variety of DORO® Blades available.	DORO® Blades with a non-stick and non-reflective surface in different shapes and sizes (conical, round, square). DORO® Micro Blades in different shapes and sizes (straight, serrated, hooked). All DORO® Blades fit the quick connector of DORO COBRA® Flexible Rotary Arms.



**A broad variety of DORO® Blades**  
is available for DORO COBRA® Flexible Rotary Arms.



## Enhance the variability of the DORO LUNA® Retractor System



### DORO LUNA® Quick-Clamp for Radiolucent Quick-Rail®

This adaptor will enhance the variability of the DORO LUNA® considerably. The DORO LUNA® Quick-Clamp for Radiolucent Quick-Rail® enables the DORO LUNA® Retractor System to be mounted to a DORO® Skull Clamp Radiolucent. This brings all the beneficial features of our flagship retractor system to imaging supported procedures. When imaging is required during surgery, the whole system can be temporarily demounted by loosening just two thumbscrews. The adaptor allows the surgeon to work with only one retractor system, maintaining his routine and workflow from non-imaging procedures.

DORO LUNA® Quick-Clamp  
for Radiolucent Quick-Rail®  
Item no. 1203.009



# Unfold the full potential

## DORO COBRA® Quick-Clamps for Quick-Rail®

These adaptors allow the direct attachment of DORO COBRA® Flexible Rotary Arms to the Quick-Rail® of the DORO® QR3 Aluminum or Radiolucent Skull Clamp. This minimizes the obstruction of the surgical field, making it the tool of choice when maximum visibility is needed. They unfold the full potential of the DORO LUNA® Retractor System by allowing mixed set ups, providing the best set up solution depending on the particular situation. This may be of particular interest if budgets are limited.



DORO COBRA® Quick-Clamp for Aluminum Quick-Rail®  
Item no. 1201.021



DORO COBRA® Quick-Clamp for Radiolucent Quick-Rail®  
Item no. 1201.022



[www.pmisurgical.com](http://www.pmisurgical.com)



DORO  
LUNA®

Winner of the 2015  
Freiburger Innovation Award

**Headquarters Germany**

pro med instruments GmbH | Bötzingen Straße 38 | 79111 Freiburg, Germany  
Phone +49 761 384 222 10 | E-mail [pmi@pmisurgical.com](mailto:pmi@pmisurgical.com)

**US Subsidiary**

pro med instruments, Inc. | 4529 S.E. 16th Place, Suite 101 | Cape Coral, FL 33904  
Toll Free 877 225 4086 | E-mail [pmi.us@pmisurgical.com](mailto:pmi.us@pmisurgical.com)

© 2016 pro med instruments GmbH, Freiburg, Germany. All rights reserved.

The information has been compiled with utmost care. Errors can, however, not be excluded. Errors do not entitle to any legal claims.

We reserve the right to modify the products at any time.

Please note that the present manual also describes products which are not approved for sale in all countries.